

90's Kids Superfly Tribute Hospitality/Tech Rider 2025

The following must be provided:

1. A hot meal and nonalcoholic drinks for 6 approximately 2-3 hours before the start of the performance.
2. Accommodations(When Applicable) 3 double Non-Smoking and one single non smoking hotel rooms the night of the performance at mid level hotel (Hampton Inn, Residence Inn, Holiday Inn Express, etc or comparable independent establishment)
3. A Green Room or Private Space Dressing Room accessible at least 3 hours before the performance.
4. The Green Room will be a clean, comfortable heated, AC, well-lit, Secured room or rooms for 6 people for the exclusive use of 90's Kids, throughout the day/night from the time of arrival until departure.
5. Dressing room should contain washing and toilet facilities, including toilet paper, soap, hand towels, mirror, clothes rack, hangers and at least one electrical outlet. If needed, Artist or representative shall hold the keys(If Lockable) from time of load-in until the time of departure.
6. Snack foods (such as fruits, veggies, dips, chips, snack mix, etc,) coffee and tea set up, bottled water and assorted juices and soft drinks are requested in the dressing room at time of arrival
7. Balance of payment in full immediately after show.
8. All production, technicians and stagehands.

For outdoor Summer shows:

9. 5 high output/ long throw fans, 10 towels one case of bottled water (on ice) onstage.








10. Rain clause: Refer to contract with agent.

For fly-in shows :

11. Ground transportation to and from airport, hotel and venue (or rental vehicle buyout).

12. Two nights of hotel accommodations if first or only night of tour leg.

13. Backline (see backline list)

Additional Notes:		70's Kids Solid Gold Tribute Band		Totally 80's Tribute Band Kids in America 90's Kids Superfly Tribute Band		Stage Plot	
<ul style="list-style-type: none">Band requires 2 side fills, one on each side of stage with front of house mix.Request 1 stage monitor be on standby in case of equipment failure.For an organized and efficient sound check band prefers to sound level check each member individually with band members providing up and down hand signals for each instruments desired monitor level.Stage lights are required for shows at venues where they are not supplied and needed to be able to see the band.6 Individual Monitor Mixes preferred. Please advise if there will be less than 6 mixes. Any questions please contact Mike Graci: 704-962-0096							
Dave Lickert – Keyboards  Equipment <ul style="list-style-type: none">Two Tier Keyboard StandYamaha MODX6Yamaha MOXF6Radial Key Largo Mixer and BBE Sonic Maximizer Sound Requirements <ul style="list-style-type: none">Power (front of keyboard stand – keyboard player has multi-plug)2 XLR cables (left and right output from mixer front of keyboard stand – female ends)1 XLR cable (monitor send for keyboard rig – male end).Keys are sub mixed and DI is not required. Notes <ul style="list-style-type: none">Keyboard player runs microphone through keys mainly for vocoderKeyboard player prefers mix with all vocal mics, lead guitar, and small amount of rhythm guitar.No Keyboards needed in keyboard mix as they are mixed separately from Radial mixer.Keyboard riser if available				Mike Graci – Drums  Equipment <ul style="list-style-type: none">6 piece Acoustic kit* 8,10,12,14" Toms, 22"bass, 1 snare, 1 Ride, 2 Crash, 1 Splash and a pair of High Hats. Roland RT Mic S Trigger, Roland Drum Pad * Drummer uses his own self-contained butt kicker system and and will provide his own XLR splitter. Sound Requirements <ul style="list-style-type: none">2 DI boxes for Trigger and Pad systems1 XLR for In Ear MonitorsStand Alone Power strip at throne. Notes <ul style="list-style-type: none">Drum Riser if available			
Logan Hendley – Bass Guitar, Lead Vocals  Equipment <ul style="list-style-type: none">Microphone standShure SM58Portabass 228 compact amp for XLR "line out" connection.Boss GT1B multi-effects pedal and preamp,Nux instrument wireless systemLAKLAND 5-string bass guitar Sound Requirements- <ul style="list-style-type: none">Power connection (multi-outlet if possible)Monitor wedge with individual mix, if available2 XLR cables for vocal microphone and bass line out.		Paul Miller – Rhythm Guitar, Lead Vocals  Equipment <ul style="list-style-type: none">Shure Wireless MicShure Wireless In-EarsBoss Katana Guitar AmpGuitar Pedal (no power needed) Sound Requirements- <ul style="list-style-type: none">1 XLR cable for wireless mic1 1/4" to XLR male for in ear monitorPower at guitar ampGuitar rig set up between drum set and keyboards		Shannon Remley - Lead Vocals  Equipment <ul style="list-style-type: none">Shure Wireless Vocal MicWireless In Ear Monitor System Sound Requirements- <ul style="list-style-type: none">1 XLR cable for wireless mic1 XLR cable for in ear monitor1 Boom Stand		GK Via – Lead Guitar, Vocals  Equipment <ul style="list-style-type: none">Kemper Stage Pedal BoardXLR direct out Sound Requirements- <ul style="list-style-type: none">1 Microphone Stand1 Shure SM58 or equivalent2 XLR Cables, one for pedal board and one for micPower for Kemper pedal boardMonitor wedge with individual mix <div>FOH Right </div>	

Represented by:
Serge Entertainment Group, LLC
srgvpmedia@aol.com,
sergeent@aol.com